










































# ASMG Cross Country Point to Point - Sat


## Results CC Point to Point - Cross Country P2P 35km

Pl.	Bib	Name	Nat.	Age Group	Club	ChipTime	GunTime
CC Point to Point - Cross Country P2P 35km							
Female							
1.	28	Konidaris, Janine		Female 55-59		2:57:13.565	2:57:13.565
2.	25	Reid, Penny		Female 50-54		3:01:09.821	3:01:09.821
DNS	4	Walsh, Kate		Female 35-39			
DNS	8	Gailey, Veronica		Female 40-44			
DNS	14	Madabushi, Anna		Female 40-44			
DNS	17	James, Sharee		Female 40-44			
DNS	49	Whybourne, Annie		Female 60+			
Male							
1.	31	O'Neill, Martin		Male 55-59 E Bike		1:56:17.150	1:56:17.150
2.	50	Rabjones, Stephen		Male 60+E Bike		2:00:15.930	2:00:15.930
3.	10	Sylvester, Tarren		Male 40-44		2:04:59.446	2:04:59.446
4.	13	Aldridge, Clint		Male 40-44		2:12:36.616	2:12:36.616
5.	7	Bettineschi, Travis		Male 40-44		2:13:41.373	2:13:41.373
6.	26	McLeay, Ross		Male 50-54 E Bike		2:15:43.461	2:15:43.461
7.	32	Basso, Adrian		Male 55-59		2:15:54.071	2:15:54.071
8.	16	Thompson, Theodore		Male 40-44		2:16:23.436	2:16:23.436
9.	20	Albina, Bayani		Male 45-49		2:22:16.869	2:22:16.869
10.	11	Bruce, Benjamin		Male 40-44		2:24:11.401	2:24:11.401
11.	44	Berryman, Laurie		Male 60+		2:26:10.262	2:26:10.262
12.	3	Connor, Adam		Male 35-39		2:26:51.248	2:26:51.248
13.	6	Kearns, Rory		Male 35-39		2:29:34.180	2:29:34.180
14.	12	O'Connor, Liam		Male 40-44		2:31:43.151	2:31:43.151
15.	37	Quitay, Arnelio		Male 60+		2:34:52.364	2:34:52.364
16.	29	Dale, James		Male 55-59		2:35:25.943	2:35:25.943
17.	35	Kemp, Greg		Male 55-59		2:39:29.589	2:39:29.589
18.	18	Salvador, Louie		Male 40-44		2:40:59.806	2:40:59.806
19.	34	Russell, Mark		Male 55-59		2:44:32.768	2:44:32.768
20.	40	Smith, Michael		Male 60+		2:57:13.440	2:57:13.440
21.	5	Pasion, Marlon		Male 35-39		2:57:15.834	2:57:15.834
22.	15	Bitar, Nicholas		Male 40-44		3:01:09.290	3:01:09.290
23.	38	Douglass, Shaun		Male 60+		3:06:45.993	3:06:45.993
DNF	42	Taylor, Robert		Male 60+			
DNF	46	Pickering, Andrew		Male 60+			
DNS	2	Quitay, Neil		Male 30-34			
DNS	21	Todd, Warren		Male 45-49			
DNS	22	Thiele, Steve		Male 45-49			
DNS	23	Tarce, Makairog		Male 45-49			
DNS	24	Krieg, Martin		Male 45-49			
DNS	27	Pyper, John		Male 50-54			
DNS	30	Gailey, Adrian		Male 55-59			
DNS	41	Heyburn, Michael		Male 60+			
DNS	48	Northover, Richard		Male 60+			

## ASMG Cross Country Point to Point - Sat

### **Results CC Point to Point - Cross Country P2P 35km**

---

<b>Pl.</b>	<b>Bib</b>	<b>Name</b>	<b>Nat.</b>	<b>Age Group</b>	<b>Club</b>	<b>ChipTime</b>	<b>GunTime</b>
DNS	51	Wetere, Ben		Male 60+			

---